



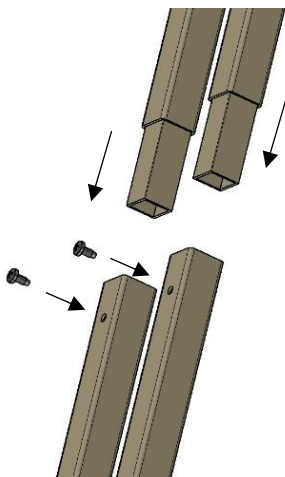
Unit 2, 36 Liverpool St
Ingleburn NSW 2565
T: 1300 459 327
www.outbackclotheslines.com.au

OPERATION AND ASSEMBLY **INSTRUCTIONS** **V8/V10 PORTABLE CLOTHESLINE**

1. **Unpack all items**
Lay the top assembly on the ground and unfold the legs.



Figure 1



2. **Remove screw from lower leg**
Insert Lower Leg into upper leg as shown in fig 2
Insert screw and tighten. Use the coloured stickers to match up the legs

Figure 2

3. Stand frame up on legs
Slide V arms into top rail

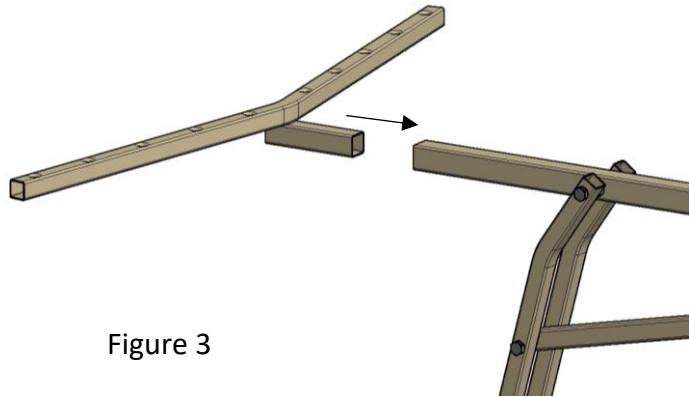


Figure 3

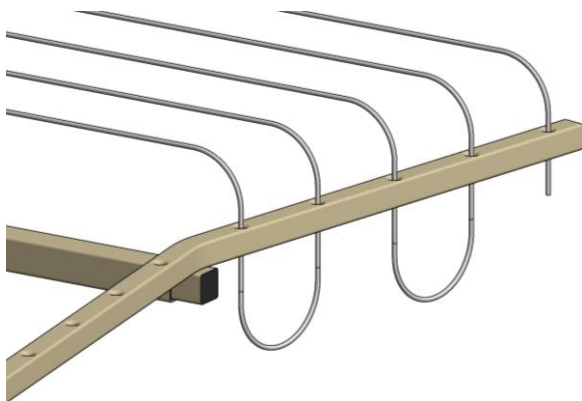


Figure 4

4. Unroll Cord

Pass cord through the holes as shown (fig 4)

Tie one end as shown in fig 5

Whilst keeping tension on the loose end, pull down on the middle of each cord and remove any slack from the line.

Tie off as shown below. If your line needs tensioning in the future, untie one knot and re-tighten.

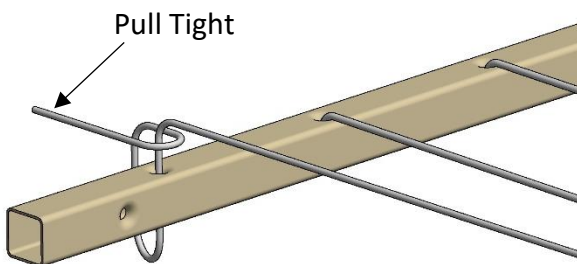
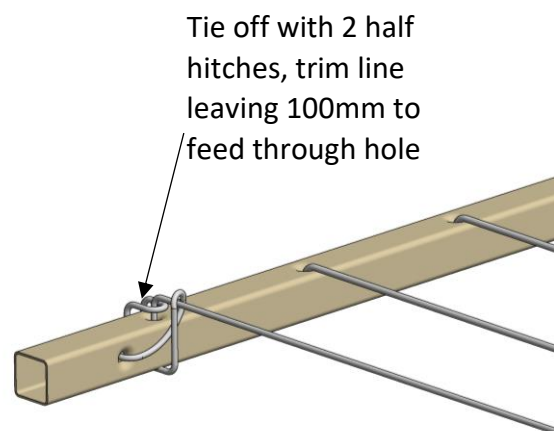


Figure 5 – Tying off



Warranty:

City Living Clotheslines undertake the following guarantee for its manufactured products; *Replace one (1) year from date of purchase.

*Replacement of any other component of the clothes line for a period of ten (10) years from the

This Guarantee is conditional as follows;

*Failure is due to faulty workmanship or faulty material, allowing for fair wear and tear.

*No evidence of misuse or maladjustment by the owner or any person using or repairing the product with or without the owner's consent.

*No cost will be borne by City Living Clotheslines for freight, postage, in-situ dismantling, replacement, re-assembling and adjustment of the product.

*Any malfunction of the product must be promptly reported to City Living Clotheslines for immediate attention to prevent further damage. When a user-generated problem is attended to by service Staff a service fee may be applicable.

This Guarantee exceeds and does not preclude any rights assured by the Trade Practices Act and any other State and Territory Laws.

Figure 6 – Tying off

OPERATION:

Lay the line on its side.

Press the button on the stay assembly and fold the legs in one at a time

Lock the legs in place by rotating the latch

Warranty:

City Living Clotheslines undertake the following guarantee for its manufactured products; *Replacement of cord for a period of one (1) year from date of purchase.

*Replacement of any other component of the clothes line for a period of ten (10) years from the date of purchase.

This Guarantee is conditional as follows;

*Failure is due to faulty workmanship or faulty material, allowing for fair wear and tear.

*No evidence of misuse or maladjustment by the owner or any person using or repairing the product with or without the owner's consent.

*No cost will be borne by City Living Clotheslines for freight, postage, in-situ dismantling, replacement, re-assembling and adjustment of the product.

*Any malfunction of the product must be promptly reported to City Living Clotheslines for immediate attention to prevent further damage. When a user-generated problem is attended to by service Staff a service fee may be applicable.

This Guarantee exceeds and does not preclude any rights assured by the Trade Practices Act and any other State and Territory Laws.